Product Data Sheet **ATC-GD1V4O**

Electrical Specifications	
Frequency Range	136-174 MHz
Gain	6 dBd
Nominal Impedance	50 Ω
Antenna Isolation	N/A
Tuned Bandwidth	Entire band
VSWR (Return loss)	< 1.5:1 (14dB)
Down Tilt	0˚ Std or -3˚
Passive IM 3rd order (2x20W)	-150 dBc
Peak Instantaneous Power	25 kW
Power Input	750 W
Vertical Beamwidth	18˚
Horizontal Beamwidth	Omni +/-0.5dB
Input	7/16” DIN-Female 20” pigtail

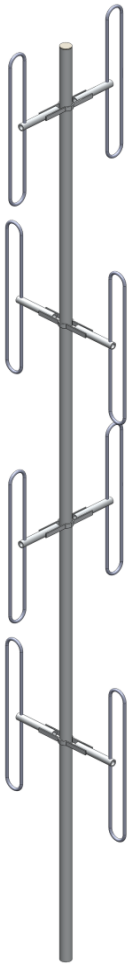

Mechanical Specifications		
Configuration		8 dipoles (4 bays) Turnstile stacked Dual section support
Length		248”
Weight		68 lbs
Shipping Weight		N/A
Shipping Dimensions	H	N/A
	W	N/A
	L	N/A
Projected Area		8.9ft^2 (no ice), 14.3ft^2 (with ice)
Lateral Thrust @ 100mph		221 lbs
Torque @ 100mph ft-lbs		1921
Mounting Area		20.00” x 3.00” diam. aluminum
Suggested Clamps (not included)		PLMTKIT-1
Wind Gust Rating		114 mph (no ice) 89 mph (with ice)
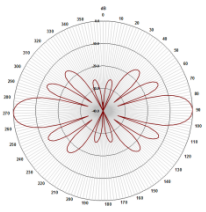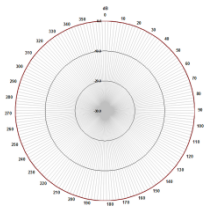
ELEVATION	AZIMUTH